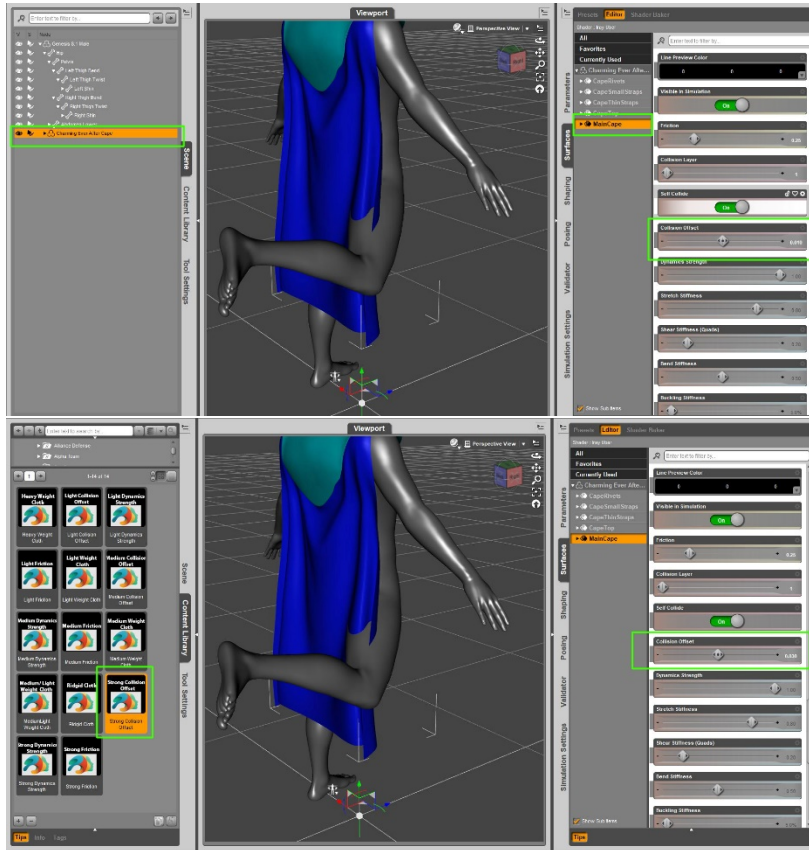



The cloth settings can be used to change the weight, strength, and friction of the cloth.

You will have to select the clothing item and then the material you wish to adjust the presets on. You can have many different strengths, weights and friction on different materials.




You have the basic fabric presets of Heavy Weight Cloth, Light Weight Cloth, Medium Weight cloth, Rigid Cloth, and Medium /Light Cloth. Use them as a fast cloth weight depending on what poses you are using and how you feel the cloth should move.

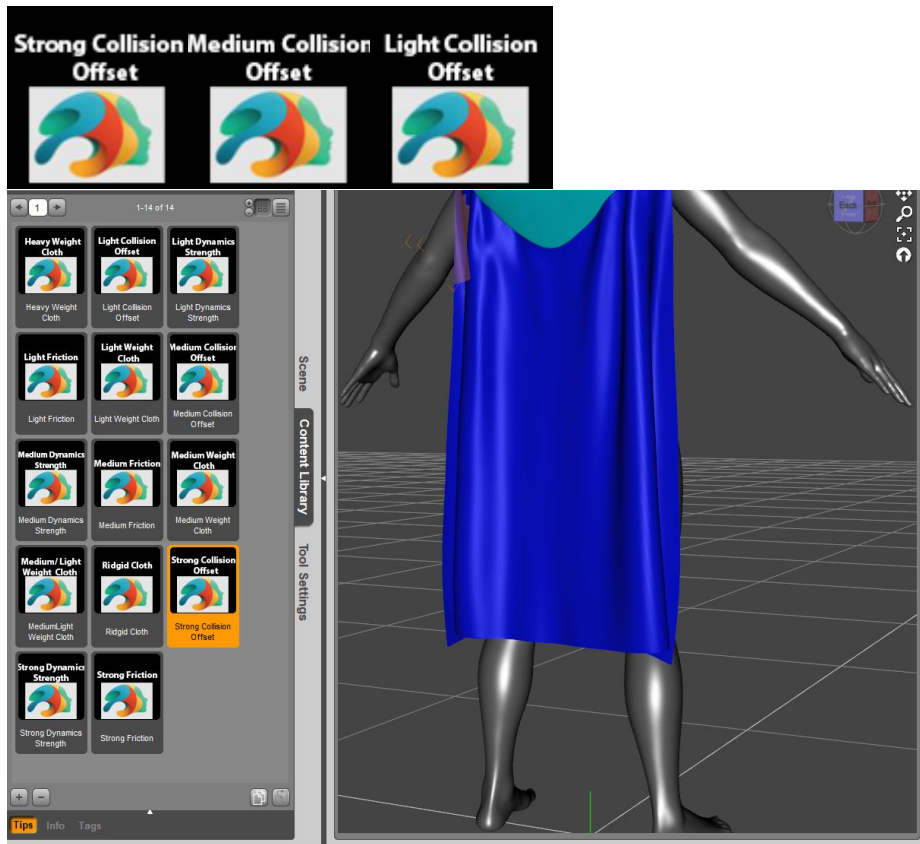


The more advanced presets are for adjusting cloth beyond what the basic presets give you. This will add to that preset but only affect that channel.

Friction is how much the cloth will move, slide off the items it touches.



The Collision Offset will determine how the cloth will fold on its ends/edges. A strong weight drops the fabric down in a more uniform way which can best be seen when in the default pose.



The Dynamic presets determine how heavy your cloth is. A strong setting yields a lightweight fabric like silk, medium would be like a cotton T-shirt and Light would be similar to a stiff leather.

