

# UBND Ultimate Blood 'n Dirt for Genesis 3 Female & V7(Iray)

by Tolero

Thank you for buying the Ultimate Blood 'n Dirt Package!

Get Bloody and Dirty with this very versatile and highly customizable Texture Pack for Genesis 3 Female and Victoria 7 based Characters. You will find a lot of Materialpresets with fine graded options to get the exact desired look and feel.

There is nearly no limitation of using this Product for any condition where Blood and Dirt is needed. Use your favorite Skintexture and Makeup and apply the Dirt or Blood via the Layered Image Editor which is intergrated in Daz Studio.

The Materials are high Quality and using the new possibilities and features of the Iray Shader. This gives an unique and distinctive look of ultra realistic Surfaces which is partially wet and liquid on thicker layers of Blood and more dry on tiny Bloodstreaks. Just like in reallife.

## The Workflow

In the following Examples, the recommended Workflow is described and explained. The Base for that will be the Folder Structure of the installed Content. With the arrangement of the Folder Structure, the Process will be easy top to down. The final Smart Content Structure may be ordered differently, but the Steps remains the same.

## Blood Workflow

To use the Blood Presets, first decide which Version of the Full Body Prests you will use.

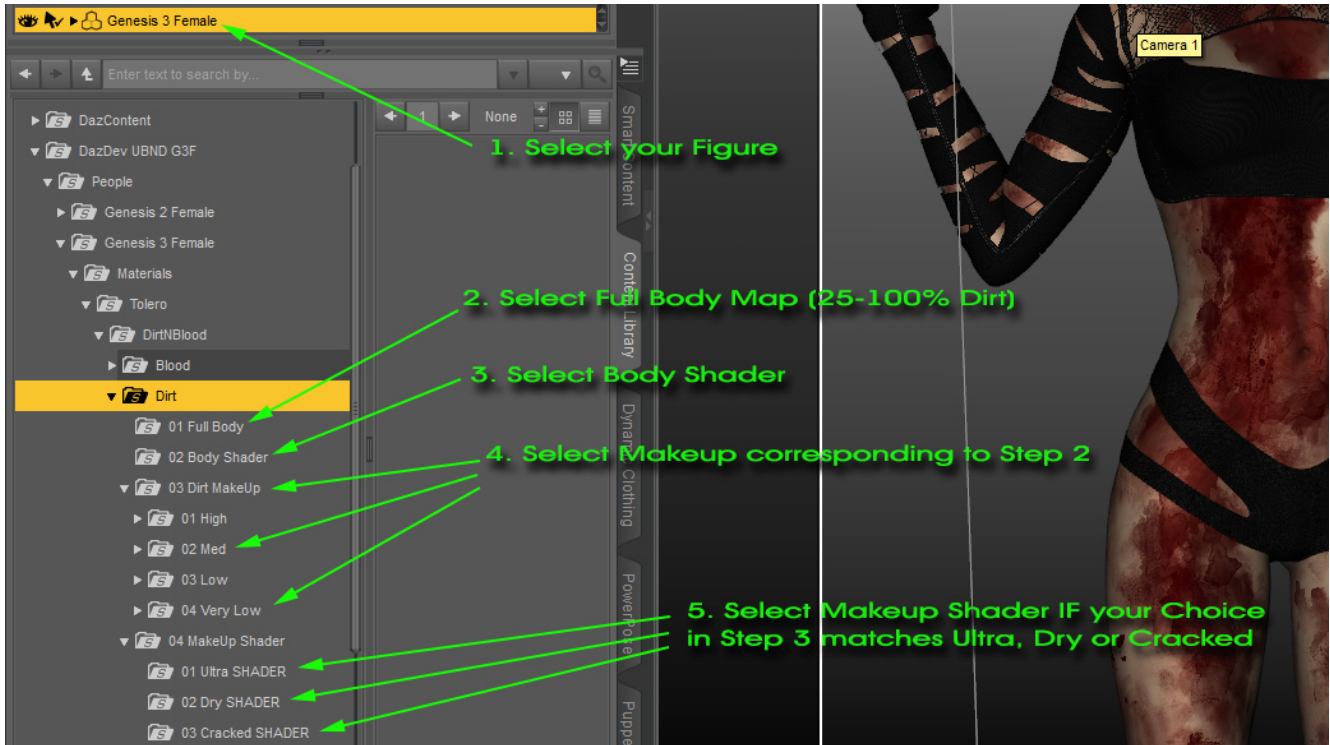
Dry,Wet, Blood Bath ect.

If you choose "dry" then you have to use the Makeups from the Dry Folder and so on.



## Dirt Workflow

1. Choose your Figure
2. Apply the Full Body Preset of your like. High, Med, Low or Very Low.
3. Apply the Body Shader. Dry, Wet, Liquid ect.
4. Select the Makeup which matches the Choice in Step 2. High, Med, Low or Very Low.
5. IF you have choosen an Ultra, Dry or Cracked Preset in Step 3 Body Shader, then you can retune the Shading of the Makeup with these Presets. (The default Shader of the Makeups are "wet", works also for "liquid")

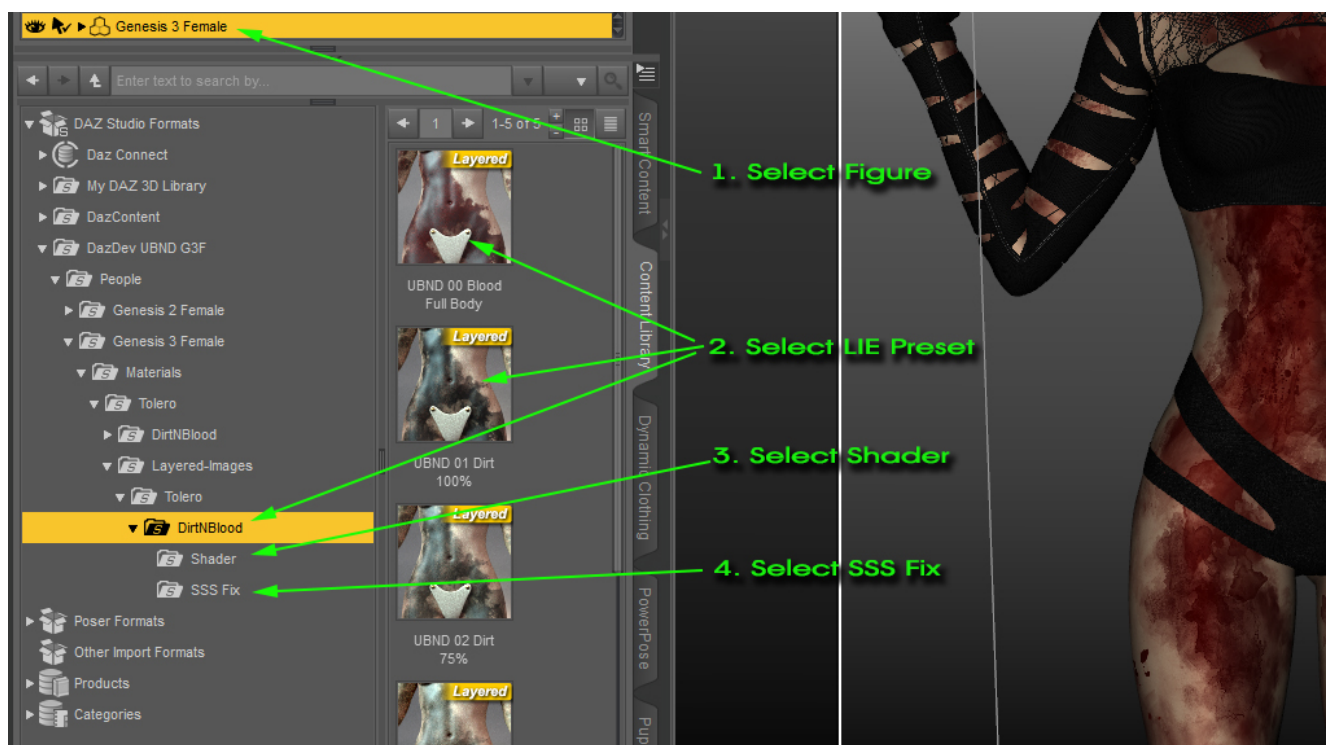


## LIE Layered Image Editor Presets

Step 1 to 3 should be clear and easy to follow.

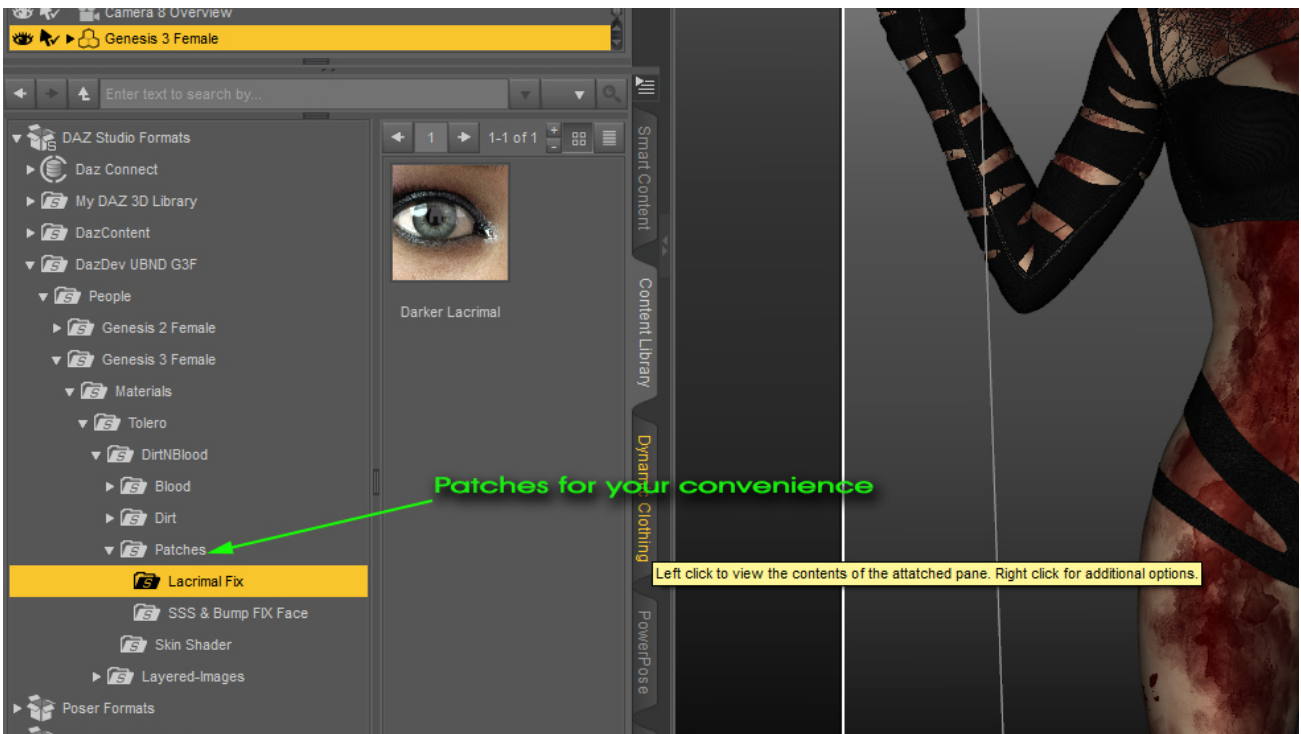
SSS Fix 1 applies the UBND SSS Map which is absolut necessary to achieve the desired Look. Whitout that Fix the Blood or Dirt will look too bright or false Color.

SSS Fix 2 is for Models which have "only transmit" in the SSS Settings. (Hoover over Icons for more Info).

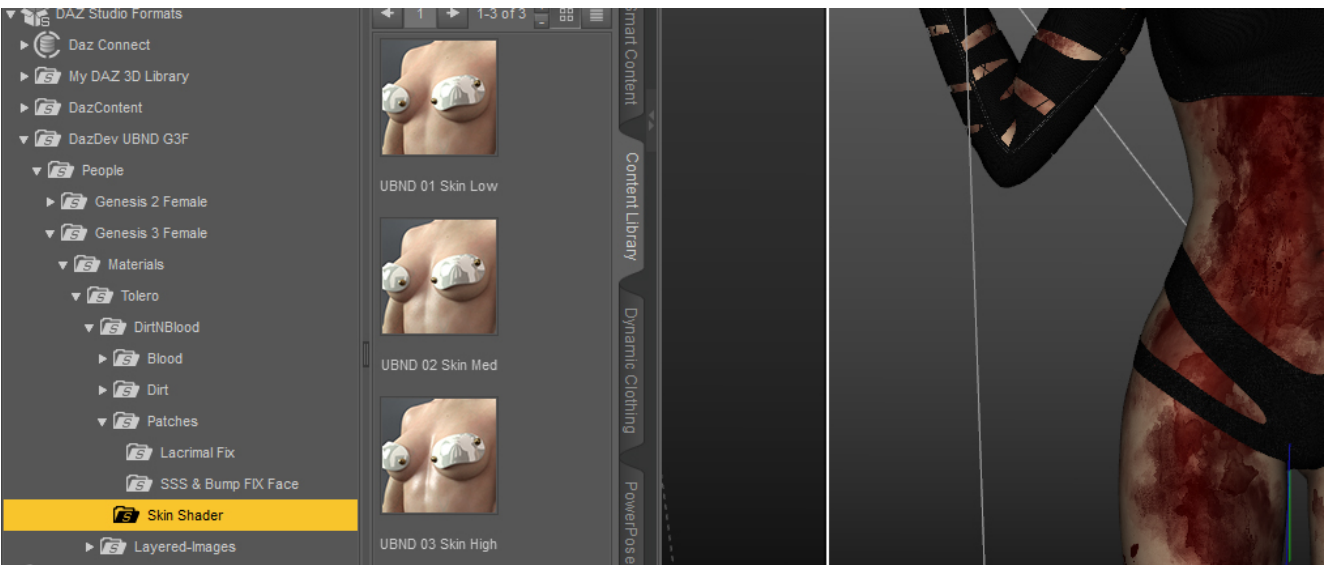


## Patches and Skin Shaders

The Patch "Lacrimal Fix" will darken the Lacrimal, which is sometimes too bright with dark Makeup  
The Patch "SSS & Bump Fix" reduces the Bump amount and alter the SSS Level a bit. Usefull for Portrait Closeups.  
(Reduces too deep Pores on skin)

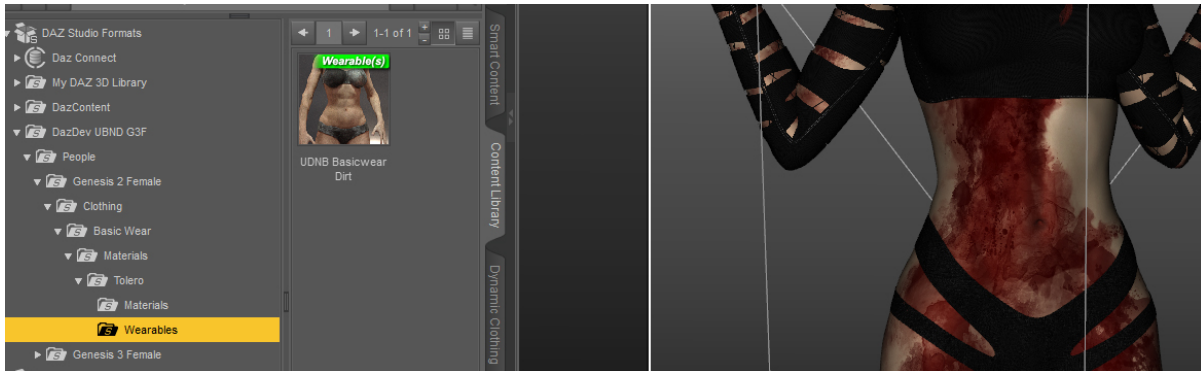


3 Skin Shaders gives you the Option to set different Moisture Levels of the Skin.



## Wearables (Bonus) (Loads the Genesis 2 Female Basic Underwear)

Be Aware! This is a Genesis 2 Item that will fit with no hassle through Daz's Autofit. But may not listed as compatible with Genesis 3 in Smart Content! Brows manually to it if necessary, look in the Image below.



So thats it! Thanks for you support and happy Rendering!

Cheers Tolero